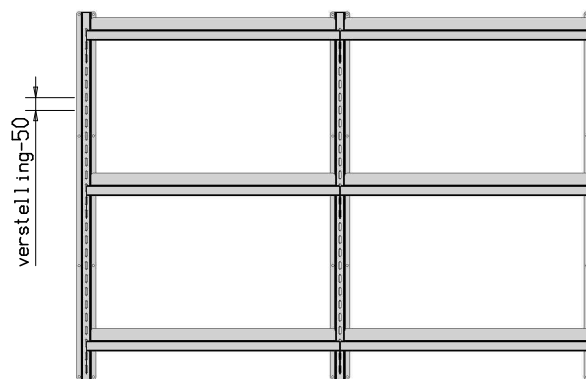
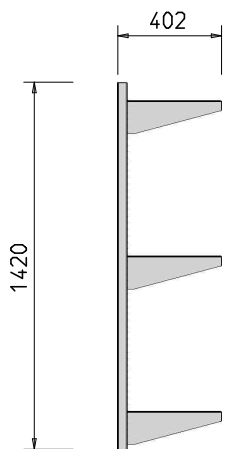
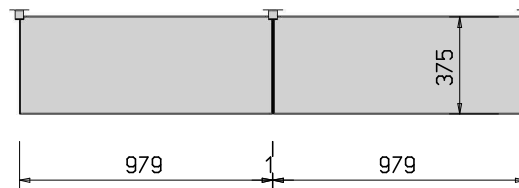


Basis 1055 - aanbouw 970 mm

Lengte met:

- 2 delen 2035 mm
- 3 delen 3015 mm
- 4 delen 3995 mm
- 5 delen 4975 mm
- 6 delen 5955 mm
- 7 delen 6935 mm
- 8 delen 7915 mm
- 9 delen 8895 mm



Website Tekening
VAN 'T WOUT

KWINTSHEIJL JAAR: 2016 getekend door BVDL
 WANDSCHAPPEN RVS VERSTELBAAR